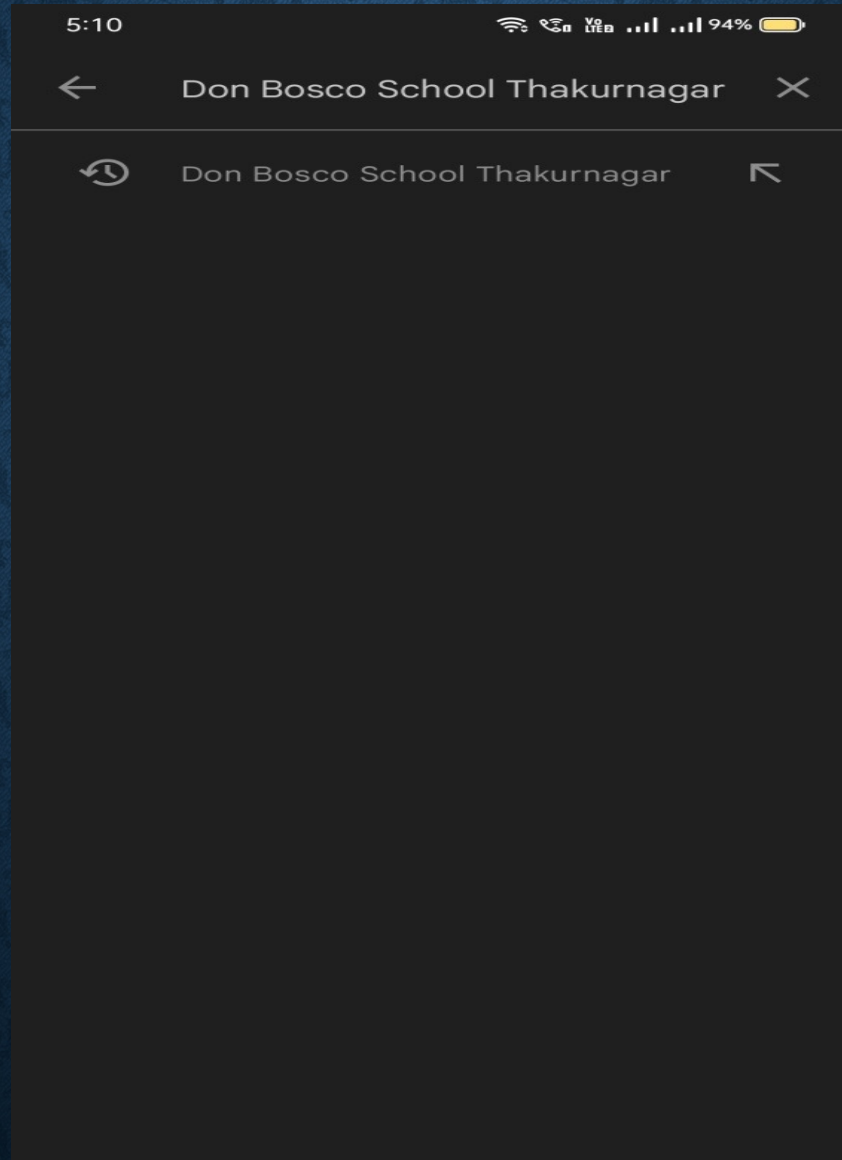
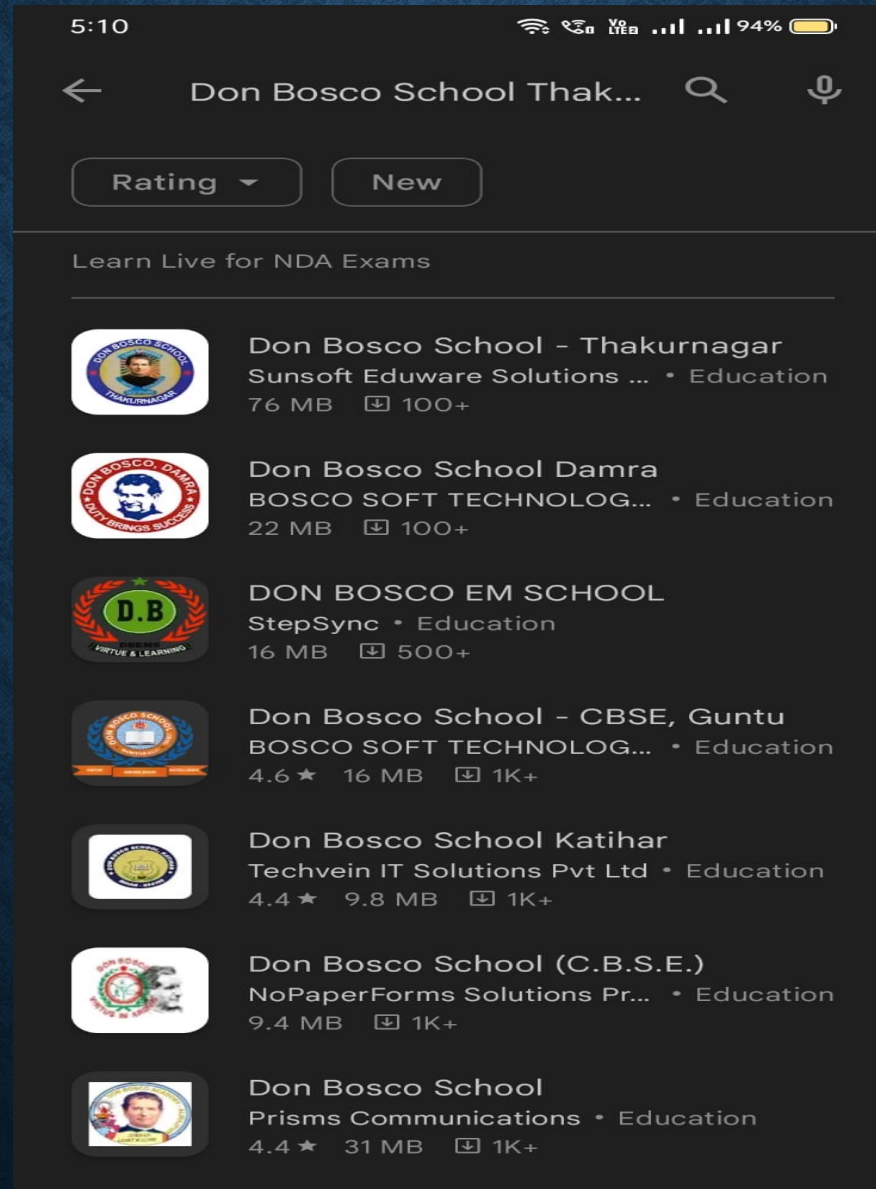


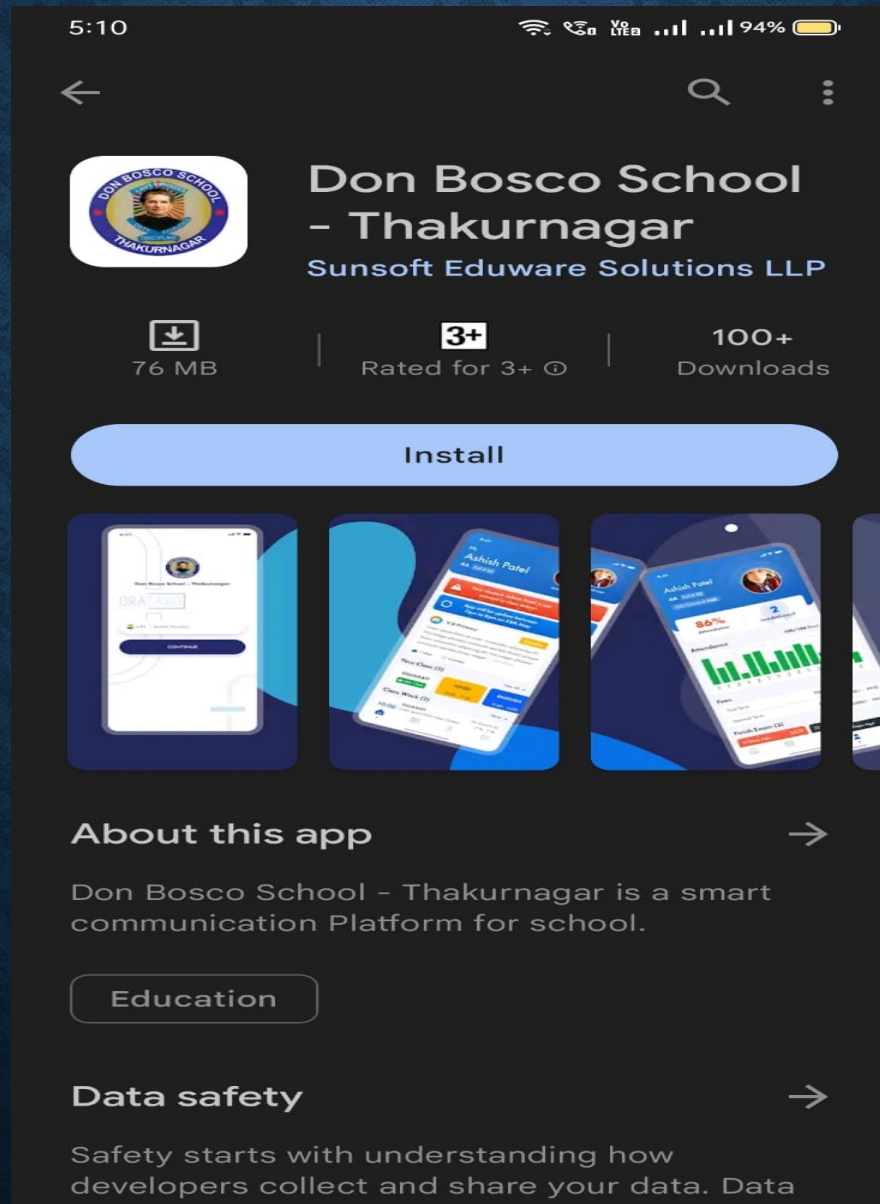
FIRST SEARCH THE SCHOOL NAME IN PLAY STORE /APP STORE



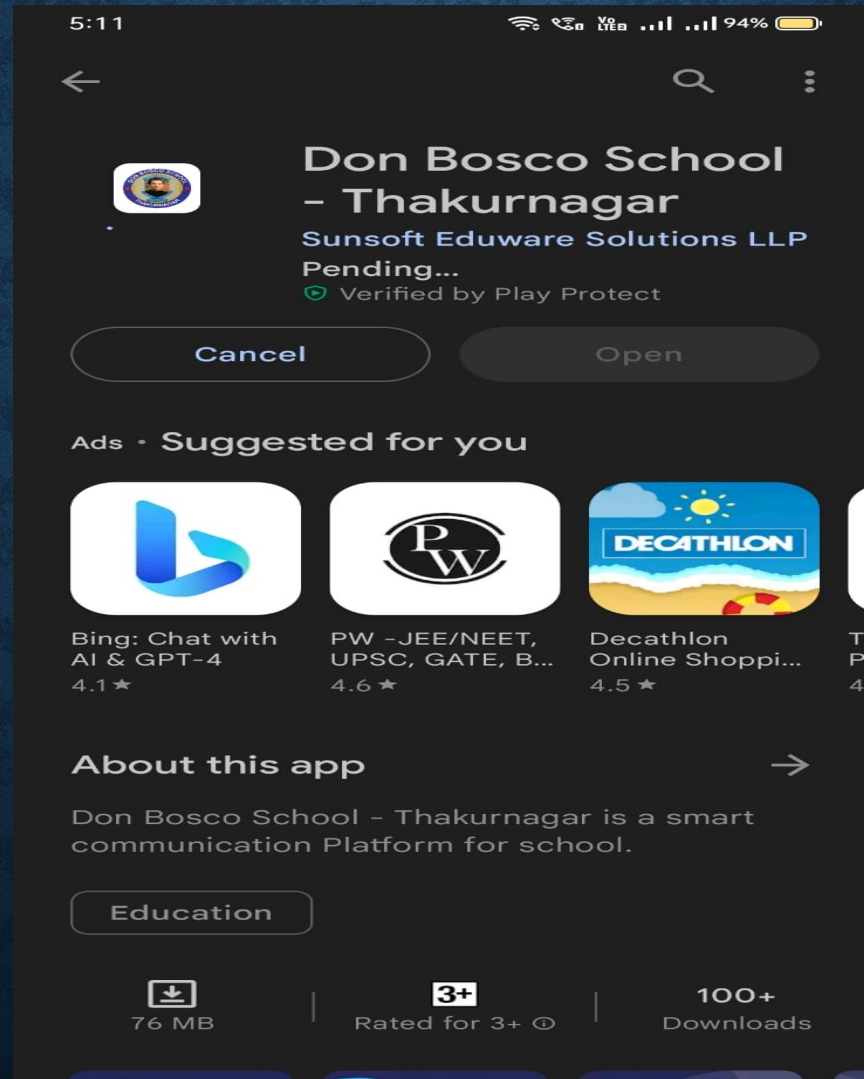
THEN CLICK THE SCHOOL APP, APPEAR IN SEARCH LIST



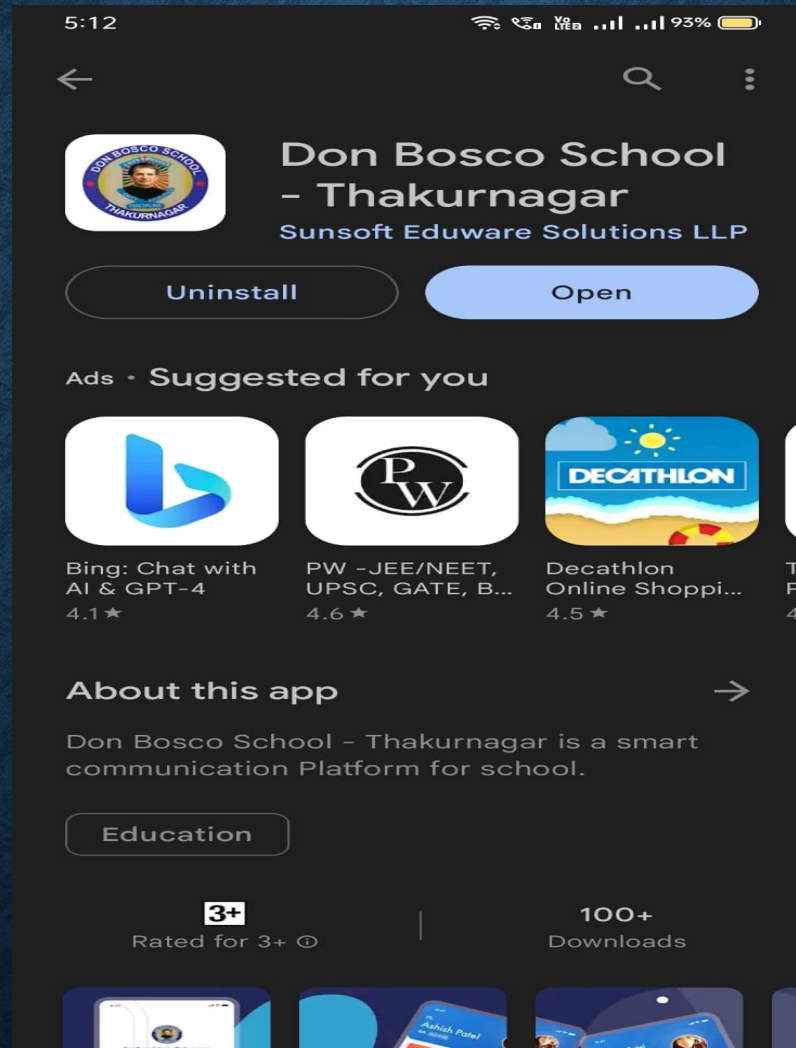
CLICK ON THE INSTALL BUTTON



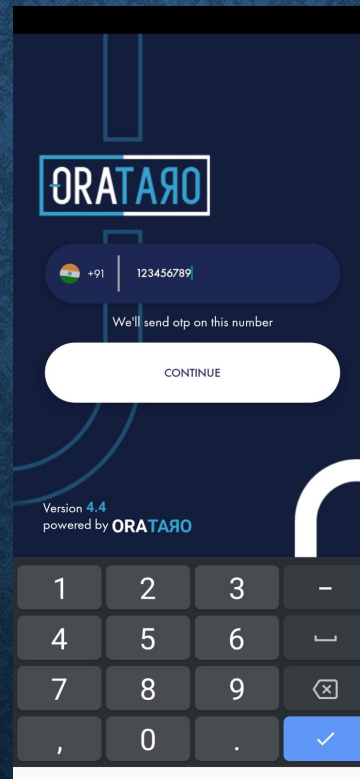
DOWNLOAD THE APPLICATION



CLICK ON THE OPEN BUTTON



**IF YOU ARE THE 1ST TIME LOGIN THEN CLICK ON THE FORGOT
PASSWORD THEN ENTER YOUR REGISTER MOBILE NUMBER**



The image shows a mobile application interface for ORATARIO. At the top, the ORATARIO logo is displayed in a blue box. Below the logo, there is a dark blue rounded rectangle containing a flag icon for India and the text "+91" followed by a vertical line and the phone number "123456789". Below this, the text "We'll send otp on this number" is visible. A white rounded rectangle with the text "CONTINUE" is positioned below the phone number. At the bottom of the screen, there is a numeric keypad with buttons for digits 1 through 9, 0, a decimal point, a comma, a minus sign, an equals sign, a backspace icon, and a checkmark icon. The text "Version 4.4 powered by ORATARIO" is located in the bottom left corner of the app interface.

ORATARIO

+91 | 123456789


We'll send otp on this number

CONTINUE

Version 4.4
powered by ORATARIO

1	2	3	-
4	5	6	=
7	8	9	⌫
,	0	.	✓

**OTP APPEAR IN YOUR REGISTER MOBILE NUMBER
ENTER THE OTP AND SET A NEW PASSWORD THEN
CLICK ON THE CONTINUE**



The screenshot shows a mobile application interface for ORATARIO. At the top, the logo "ORATARIO" is displayed in a blue and white box. Below the logo, there are two input fields: "Enter OTP" and "Enter New Password". The "Enter New Password" field has a toggle icon (an eye with a slash) to the right of it. Below these fields is a large white button labeled "CONTINUE". At the bottom of the screen, there is a dark blue banner with the text "OTP Send On Your Mobile Number...!!!" in white. In the bottom left corner, it says "Version 4.4" and "powered by ORATARIO".

ORATARIO

Enter OTP

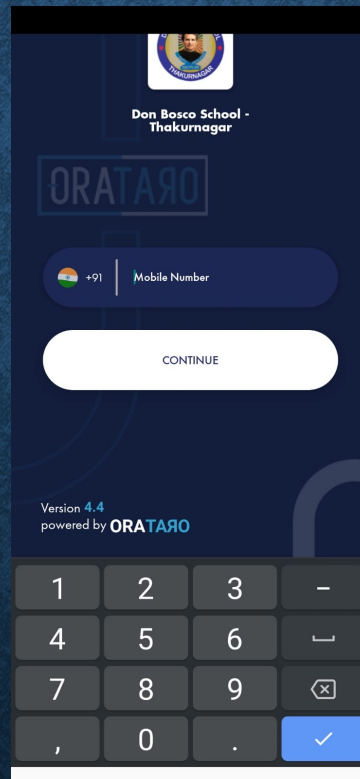
Enter New Password

CONTINUE

OTP Send On Your Mobile Number...!!!

Version 4.4
powered by ORATARIO

LOGIN WITH YOUR REGISTER MOBILE NUMBER



The image shows a mobile application interface for login. At the top, there is a circular logo with a portrait of a man, followed by the text "Don Bosco School - Thakurnagar". Below this is a large, faint "ORATARIO" watermark. The main input section features a dark blue rounded rectangle containing a small Indian flag icon, the text "+91", and a label "Mobile Number". Below the input field is a white rounded button with the text "CONTINUE". At the bottom, there is a version string "Version 4.4" and "powered by ORATARIO". A numeric keypad is displayed at the very bottom, with buttons for digits 1-9, 0, a comma, a period, a minus sign, an equals sign, a backspace icon, and a blue checkmark button.

Don Bosco School -
Thakurnagar

ORATARIO

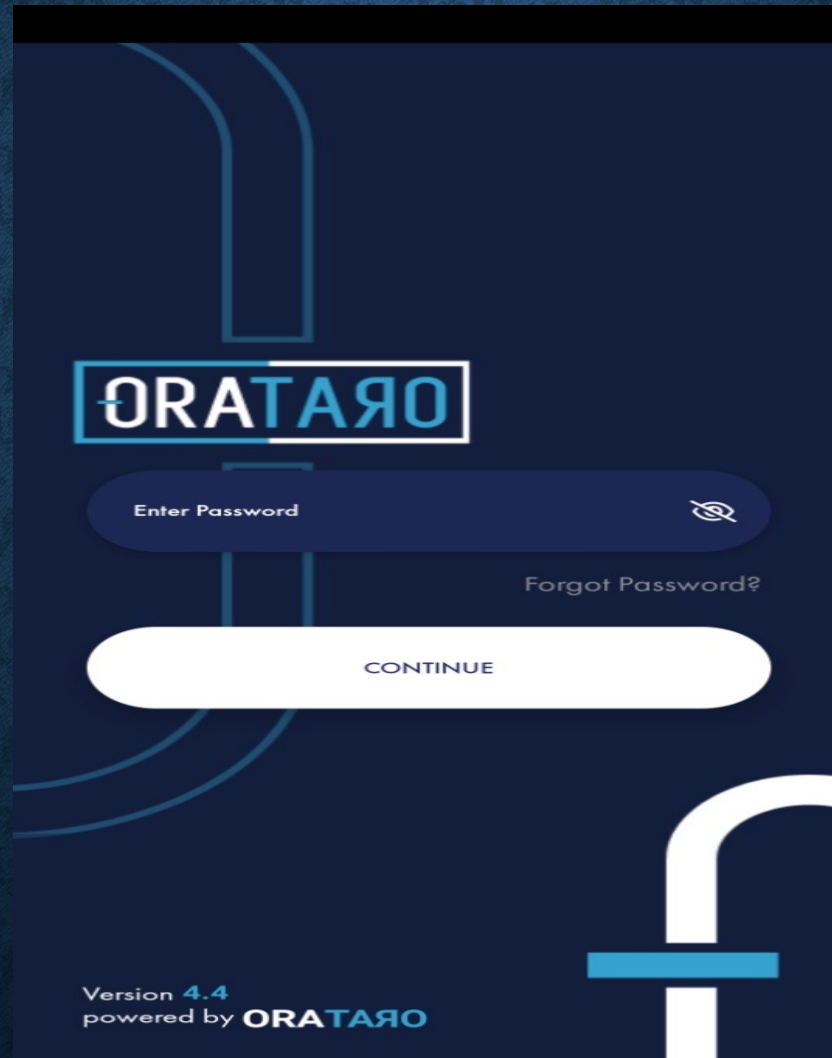
+91 | Mobile Number

CONTINUE

Version 4.4
powered by ORATARIO

1 2 3 -
4 5 6 =
7 8 9 ✕
, 0 . ✓

ENTER YOUR PASSWORD



The image shows a login interface for ORATARIO. At the top, the text "ENTER YOUR PASSWORD" is displayed in white. Below this, the ORATARIO logo is centered, featuring the word "ORATARIO" in white with a blue outline. Underneath the logo is a dark blue rounded rectangular input field containing the placeholder text "Enter Password" and a small eye icon on the right. To the right of the input field is a link that says "Forgot Password?". Below the input field is a large white rounded rectangular button with the text "CONTINUE" in dark blue. At the bottom left, the text "Version 4.4" is shown in blue, followed by "powered by" in white and the ORATARIO logo in blue. At the bottom right, there is a large white stylized logo consisting of a vertical bar and a horizontal bar.

ORATARIO

Enter Password

[Forgot Password?](#)

CONTINUE

Version 4.4
powered by ORATARIO

SELECT YOUR PREFER LANGUAGE

Choose Language

English
English



ગુજરાતી
Gujarati



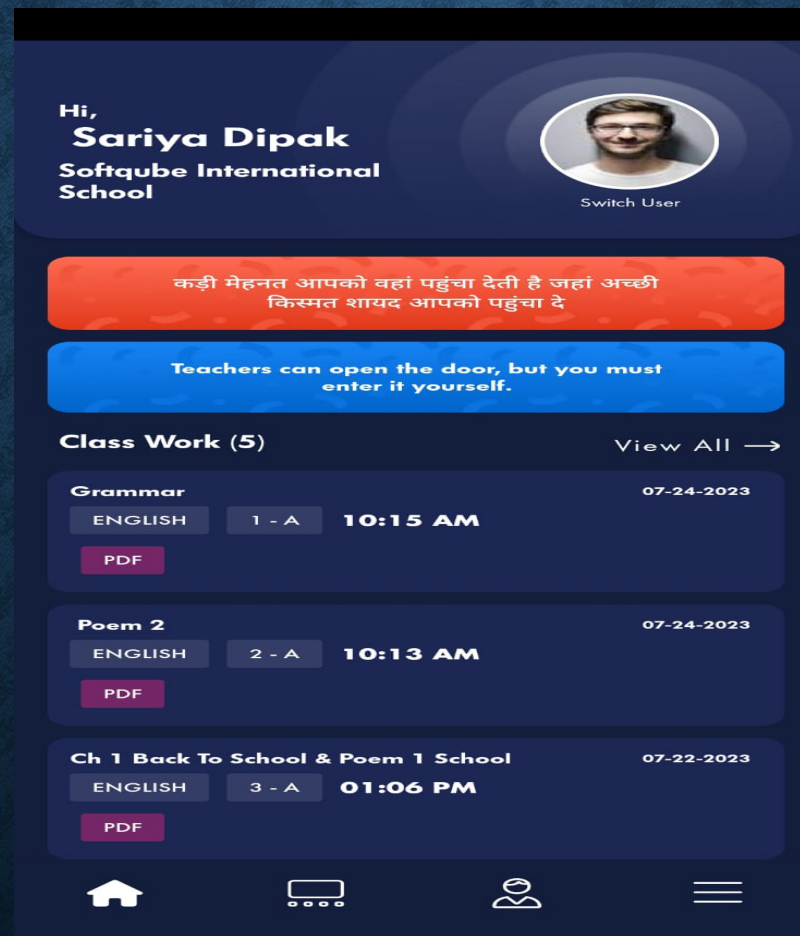
हिंदी
Hindi



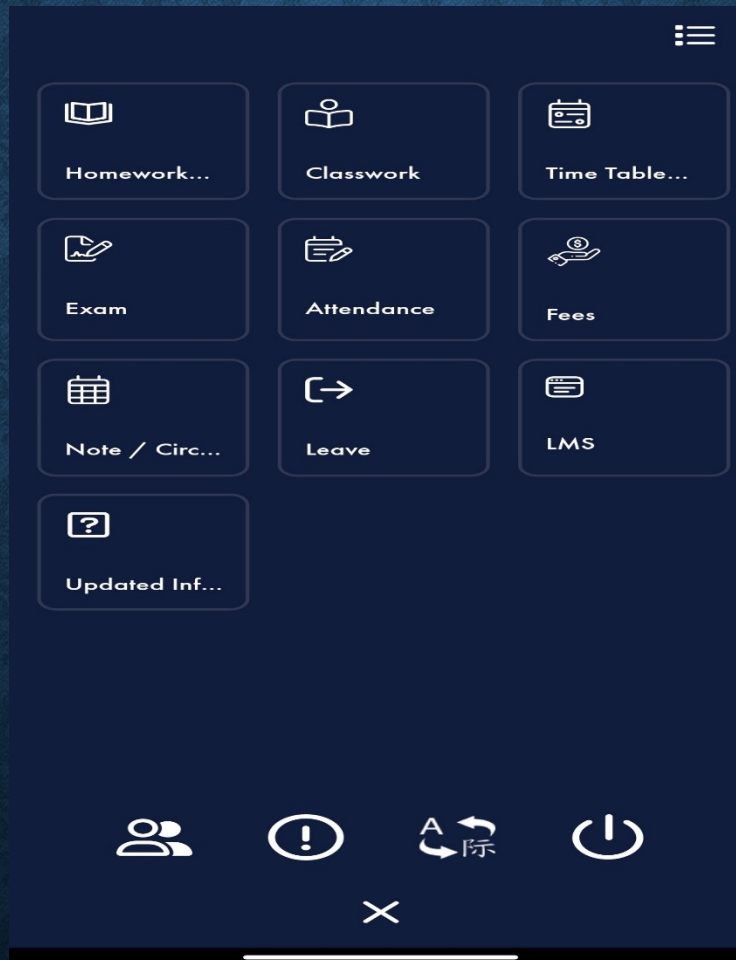
française
French



CLICK ON THE 3 STRIKE LINE YOU WILL FIND RIGHT SIDE BELOW IN YOUR SCREEN



CLICK ON THE FEES AREA



SELECT THE FEES WHICH YOU WANT TO PAY

Fees

2023-2024

Annual (Academic) (2023-2024) - SCHOOL FEE (23-24)5470/-PAY

Monthly (Academic) (2023-2024) - SCHOOL FEE (23-24)15000/-PAY

CLICK ON THE PAY BUTTON

<

Fees

2023-2024

Annual (Academic) (2023-2024) - SCHOOL FEE (23-24) 5470/- PAY

Annual (Academic) (2023-2024) - SCHOOL FEE (23-24) ✕

5470
Payable
Amount

0
Paid
Amount

5470
Un-Paid
Amount



Amount


5470

	Head	Payable Amount	Paid Amount	Due Amount
✓	Library	250	0	250
✓	Sports and Games	300	0	300
✓	Electricity and Telephone	750	0	750
✕	Co-Curricular	---	-	---

Pay

SELECT THE PAYMENT METHOD


 Fees 


Payment 

DON BOSCO PRIMARY SCHOOL THAKURNAGAR

Transaction Id : bece42269b5445c788409e9912023Jul27071402

Billing Details

 0

 Email Id

Credit Card

Debit Card

Net Banking Details

Pay Using UPI ID/VPA

BharatQR

Pay Now

Cancel

**IF YOU CLICK ON THE CREDIT CARD THEN ENTER EMAIL ID,
YOUR CREDIT CARD NUMBER, EXPIRE DATE-MONTH, CVV
NUMBER, NAME ON THE CARD & CLICK ON THE PAY NOW**

<

Fees

▽

Payment

×

Billing Details

0

Email Id

Credit Card

Credit Card Number

01

2023

CVV / CVV:

Name On Card

Bank Name

Debit Card


Net Banking Details


Pay Using UPI ID/VPA


BharatQR



Pay Now

ENTER THE OTP AND CLICK ON THE SUBMIT BUTTON




Fees

Payment



Card Number : 4166 XXXX XXXX 8646
Merchant Name : ATOM TECHNOLOGIES LTD
Amount : ₹5546.58
Date : Jul 27, 2023



 OTP has been sent

Please enter your One Time Password

Submit

I didn't receive a code ! [Resend OTP](#)


One Time Password has been sent to Mobile only:

 XXXXXX0838
 amXXXXXXXXXXXX@gmail.com

Not my contact details ? [Fetch latest details](#)

To get OTP on email id [Click here](#)

This screen will automatically time out after 5 minutes

Powered by


**IF YOU CLICK ON THE DEBIT CARD THEN ENTER EMAIL ID,
YOUR DEBIT CARD NUMBER, EXPIRE DATE-MONTH, CVV
NUMBER, NAME ON THE CARD & CLICK ON THE PAY NOW**

The screenshot shows a mobile application interface for a payment screen. At the top, there is a dark blue header with a back arrow on the left, the word "Fees" in the center, and a share icon on the right. Below the header is a dark blue bar with the word "Payment" on the left and a close icon (X) on the right. The main content area is white and contains several input fields and buttons. It starts with an "Email Id" field with an envelope icon. Below this are two tabs: "Credit Card" (grey) and "Debit Card" (blue). Under the "Debit Card" tab, there are fields for "Debit Card Number", "01" (with a dropdown arrow), "2023" (with a dropdown arrow), "CVV / CVV:" (with a small card icon), "Name On Card", and "Bank Name". Below these fields are three more tabs: "Net Banking Details" (grey), "Pay Using UPI ID/VPA" (grey), and "BharatQR" (grey). At the bottom of the form are two buttons: a blue "Pay Now" button and a white "Cancel" button with a grey border.

< Fees >

Payment X

Email Id

Credit Card

Debit Card

Debit Card Number

01 2023 CVV / CVV:

Name On Card

Bank Name

Net Banking Details

Pay Using UPI ID/VPA

BharatQR

Pay Now

Cancel


ENTER THE OTP AND CLICK ON THE SUBMIT BUTTON

<

Fees

Payment

VISA

 **kotak**
Kotak Mahindra Bank

ATOM TECHNOLOGIES LTD is charging you ₹5530.45 on
your card 4280 XXXX XXXX 2041

More details

Authenticate Transaction

OTP

Your OTP was successfully sent to your registered mobile
number XXXXXX0838.

Not your contact details?[Refresh Here](#)

Enter OTP


XXXXXX

Resend OTP

Cancel

Submit

This screen will automatically time out after 5 minutes

Powered by  wibmo

IF YOU CLICK ON THE NET BANKING THEN ENTER YOUR EMAIL ID AND SELECT THE BANK & CLICK ON THE PAY NOW

<

Fees

▽

Payment

×

✉ Email Id

Credit Card

Debit Card

Net Banking Details

Select from all other banks

Select Bank

▽

Pay Using UPI ID/VPA

BharatQR

Pay Now

Cancel

By clicking Pay Now you are agreeing to [Terms & Conditions](#)

Verified by
VISA

MasterCard.
SecureCode.

AMERICAN EXPRESS
SafeKey®

VISA

mastercard

Discover

AMERICAN EXPRESS

JCB

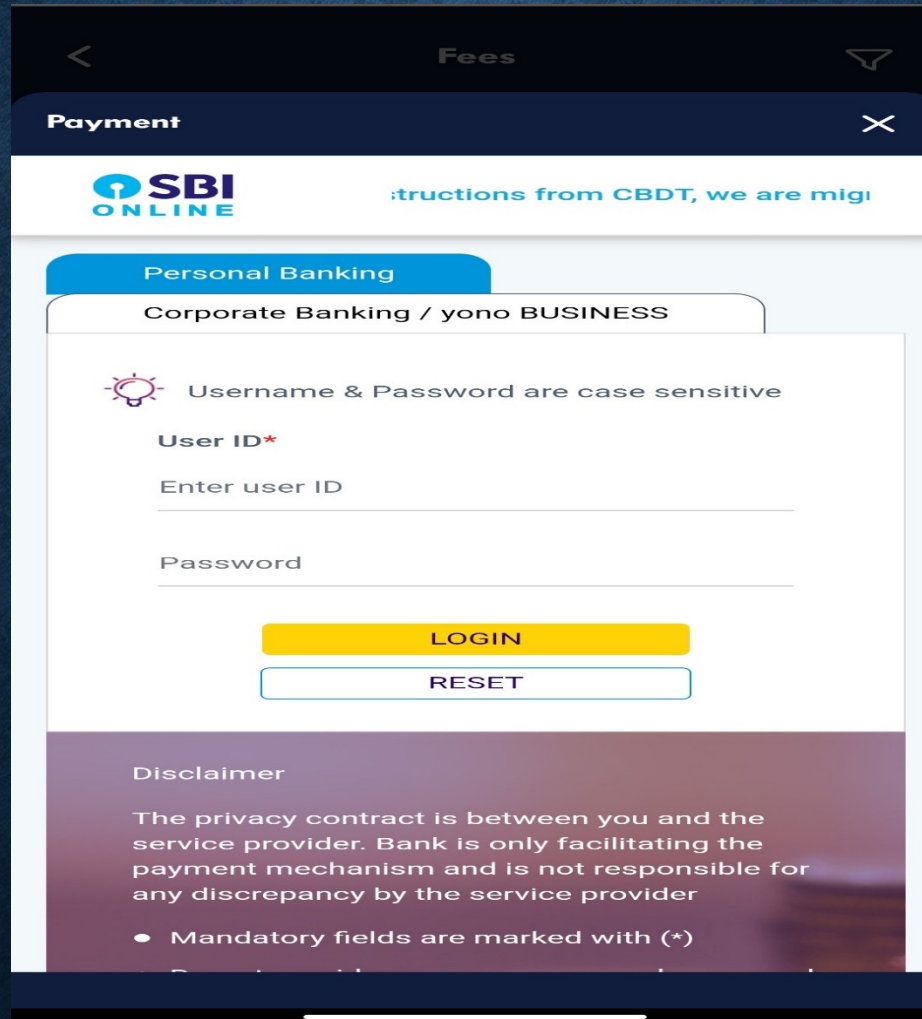
RuPay

Maestro

PCI

Discover

ENTER YOUR NET BANKING USER ID & PASSWORD



The image shows a mobile app interface for SBI Online. At the top, there's a dark blue header with a back arrow, the word "Fees", and a search icon. Below this is a "Payment" section with a close icon. The main content area has the SBI ONLINE logo and a notice about migration from CDBT. There are two tabs: "Personal Banking" (active) and "Corporate Banking / yono BUSINESS". A light blue box contains a warning icon and text stating "Username & Password are case sensitive". Below this are input fields for "User ID*" and "Password", both with placeholder text "Enter user ID". There are "LOGIN" and "RESET" buttons. At the bottom, a purple box contains a "Disclaimer" section with text about the privacy contract and a bullet point stating "Mandatory fields are marked with (*)".

< Fees >

Payment X

SBI
ONLINE

Instructions from CDBT, we are migrating

Personal Banking

Corporate Banking / yono BUSINESS

⚠ Username & Password are case sensitive

User ID*

Enter user ID

Password

LOGIN



RESET


Disclaimer




The privacy contract is between you and the service provider. Bank is only facilitating the payment mechanism and is not responsible for any discrepancy by the service provider

- Mandatory fields are marked with (*)

CLICK ON THE CONFIRM BUTTON


 Fees 

Payment 

Payment Detail

ReferenceNo	Amount
11000176403234	5492.4200
Merchant Name	Merchant IP
DON BOSCO PRIMARY SCHOOL THAKURNAGAR	13.127.127.18
Amount in word	
Five Thousand Four Hundred and Ninety Two Rupees and Forty Two Paise only	

 Mandatory fields are marked with (*)

CONFIRM

RESET

ENTER THE OTP AND CLICK ON THE PAY BUTTON

The screenshot shows the SBI Online Payment interface. At the top, there is a dark blue header with a back arrow, the word "Fees", and a filter icon. Below this is a "Payment" section with a close button (X). The SBI Online logo is visible on the left, and a dropdown arrow and a power icon are on the right. The main content area is divided into two sections. The first section displays the Merchant IP as 13.127.127.18 and the Amount in words as "Five Thousand Four Hundred and Ninety Two Rupees and Forty Two Paise only". The second section contains instructions to use the CONFIRM button and enter a high security transaction password received via SMS from 91-7*****838. It includes a text input field for the password and a link to resend the SMS if it was not received.

< Fees >

Payment X

SBI
ONLINE

Merchant IP
13.127.127.18

Amount in word
**Five Thousand Four Hundred and Ninety
Two Rupees and Forty Two Paise only**

Please use CONFIRM button to proceed
after entering OTP in this page

Enter high security transaction password
received in your mobile phone 91-
7*****838

Enter High Security Password*

If you did not receive the High Security
Password on SMS, you can [click here to
resend the SMS.](#)

IF YOU CLICK ON THE UPI ID/VPA THEN YOU NEED TO ENTER YOUR EMAIL ID & YOUR UPI ID (VIRTUAL PAYMENT ADDRESS) AND CLICK ON THE PAY NOW

<

Fees

▽

Payment

✕

0

Email Id

Credit Card

Debit Card

Net Banking Details

Pay Using UPI ID/VPA

Payer Virtual Address

Payer Name

BharatQR

Pay Now

Cancel

By clicking Pay Now you are agreeing to [Terms & Conditions](#)

Verified by VISA

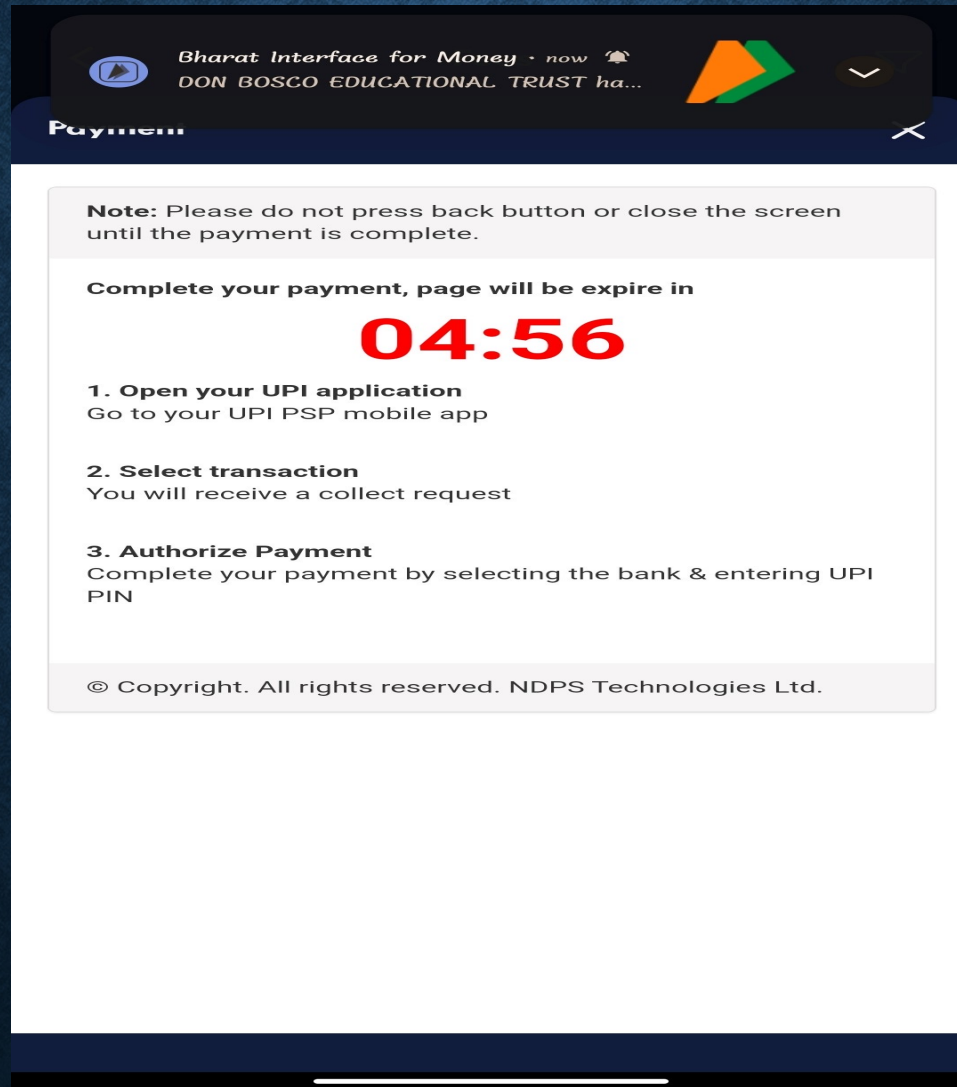
MasterCard.

AMERICAN EXPRESS SafeKey

VISA

MasterCard


**THEN ONE TIMER WILL START AND YOUR UPI APP WILL SEND
YOU NOTIFICATION IN YOUR PHONE OPEN YOUR APP**





CLICK ON THE APPROVE BUTTON



**CLICK ON THE SEND BUTTON AFTER THAT ENTER YOUR UPI
PIN CODE**

 Approve to Pay



Sending money to

 **DON BOSCO EDUCATIONAL TRUST**
 donboscoeducationalt.ntt@icici

Amount

₹ 5472.36

Debit account

 **State Bank Of India**
XXXXXX2072 

POWERED BY
UPI
UNITED PAYMENTS INTERFACE

Send

YOU CAN PAY VIA SCAN THE QR SCAN

<Fees>

Payment×




Amount Payable


₹ 5472.36

DON BOSCO PRIMARY SCHOOL THAKURNAGAR

Transaction Id : bece42269b5445c788409e9912023Jul27072023

BharatQR





1. This QR is unique for specific transaction
2. By scanning QR code you are agreeing to the Terms and Conditions
3. Please use mobile application to scan the QR code to initialise transaction
4. Enter PIN, if prompted by your Bank's app

THANK YOU